

Living

COLLECTION

produzione - production

industriale - industrial

spessore - thickness

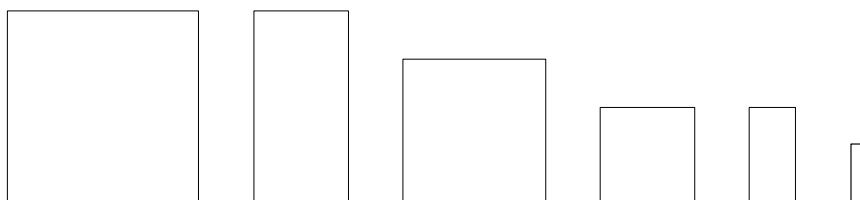
9.5 mm

usi - use

interni residenziali, bagni o locali commerciali e spazi pubblici
housing environments, bathrooms or refined commercial locations as well as public spaces.

formati - sizes

119,5x119,5 60x119,5 - 80x80 - 60x60 - 30x60 - 7,4x30



decori - decoration

ellisse - mosaico - hexagon

complementary pieces

battiscopa smaltato - gradino - gradone - gradone angolare - elemento a L



CAOLINO



GRAFITE



PIOMBO



SABBIA



SALVIA




TERRACOTTA





ZAFFIRO

DECORI - DECORS





ELLISSE TERRACOTTA

60×60
 $24'' \times 24''$





ELLISSE SALVIA

60×60
 $24'' \times 24''$




ELLISSE ZAFFIRO

60×60
 $24'' \times 24''$




ELLISSE SABBIA

60×60
 $24'' \times 24''$




MOSAICI - MOSAICS

36 tessere
tessera 5 x 5

MOSAICO CAOLINO

$$\frac{30 \times 30}{12'' \times 12''}$$
36 tessere
tessera 5 x 5

MOSAICO SABBIA

$$\frac{30 \times 30}{12'' \times 12''}$$
36 tessere
tessera 5 x 5

MOSAICO TERRACOTTA

$$\frac{30 \times 30}{12'' \times 12''}$$
36 tessere
tessera 5 x 5


MOSAICO PIOMBO

$$\frac{30 \times 30}{12'' \times 12''}$$
36 tessere
tessera 5 x 5

MOSAICO GRAFITE

$$\frac{30 \times 30}{12'' \times 12''}$$
36 tessere
tessera 5 x 5

MOSAICO SALVIA

$$\frac{30 \times 30}{12'' \times 12''}$$
36 tessere
tessera 5 x 5

MOSAICO ZAFFIRO

$$\frac{30 \times 30}{12'' \times 12''}$$



HEXAGON CAOLINO

$\frac{30 \times 34}{12'' \times 13''}$



HEXAGON SABBIA

$\frac{30 \times 34}{12'' \times 13''}$



HEXAGON TERRACOTTA

$\frac{30 \times 34}{12'' \times 13''}$



HEXAGON PIOMBO

$\frac{30 \times 34}{12'' \times 13''}$



HEXAGON GRAFITE

$\frac{30 \times 34}{12'' \times 13''}$



HEXAGON SALVIA

$\frac{30 \times 34}{12'' \times 13''}$




HEXAGON ZAFFIRO

$\frac{30 \times 34}{12'' \times 13''}$

TECHNICAL INFORMATION & PLUS

FORMATI - SIZES



RETTIFICATO

$$\frac{119,5 \times 119,5}{48'' \times 48''}$$

79



RETTIFICATO

$$\frac{60 \times 119,5}{24'' \times 48''}$$


66



RETTIFICATO

$$\frac{80 \times 80}{32'' \times 32''}$$

65

RETTIFICATO
GRIP RETTIFICATO
$$\frac{60 \times 60}{24'' \times 24''}$$

54 55



RETTIFICATO

$$\frac{30 \times 60}{12'' \times 24''}$$

51

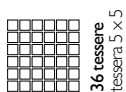


RETTIFICATO

$$\frac{7,4 \times 30}{3'' \times 12''}$$

65

DECORI - DECORS



MOSAICO

$$\frac{30 \times 30}{12'' \times 12''}$$

115



HEXAGON

$$\frac{30 \times 34}{12'' \times 13''}$$

34

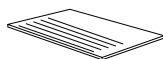


ELLISSE DECORO

$$\frac{60 \times 60}{24'' \times 24''}$$

63

PEZZI SPECIALI - SPECIAL ITEMS



$$\frac{30 \times 60}{12'' \times 24''}$$

GRADINO RETT.

RETT.

33

GRIP

34



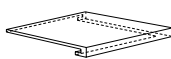
$$\frac{30 \times 60 \times 4}{12'' \times 24'' \times 1\frac{2}{3}''}$$
GRADONE
COSTA RETTA
RETT.

RETT.

115

GRIP

118



$$\frac{30 \times 30 \times 4}{12'' \times 12'' \times 1\frac{2}{3}''}$$
GRADONE ANGOLARE
COSTA RETTA DX-SX
RETT.

RETT.

118

GRIP

120



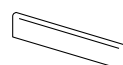
$$\frac{30 \times 60 \times 5}{12'' \times 24'' \times 2''}$$
ELEMENTO A L
RETT.

RETT.

49

GRIP

50



$$\frac{7 \times 60}{3'' \times 24''}$$
BATTISCOPA
SMALTATO RETT.

RETT.

15



$$\frac{7 \times 80}{3'' \times 36''}$$
BATTISCOPA
SMALTATO RETT.

RETT.

24

TECHNICAL INFORMATION & PLUS














IMBALLI - PACKING

cm	inch		spessore thickness	pezzi/sc pcs/box	m ² /sc sqm/box	kg/sc kgs/box	sc/pl box/pal	m ² /pl sqm/pal	kg/pl kgs/pal
119.5x119.5	48"x48"	rettificato	9.5	2	2.86	55.50	22	62.92	1221.00
60x119.5	24"x48"	rettificato	9.5	2	1.43	30.30	30	42.90	909.00
80x80	32"x32"	rettificato	9.5	2	1.28	26.20	50	64.00	1310.00
60x60	24"x24"	rettificato l grip	9.5	3	1.08	22.35	40	43.20	894.00
30x60	12"x24"	rettificato	9.5	6	1.08	22.05	48	51.84	1058.40
7,4x30	3"x12"	rettificato	9.5	40	0.88	19.20	60	52.80	1152.00
60x60	24"x24"	ellipse decoro		3	1.08	22.35	40	43.20	894.00
30x30	12"x12"	mosaico		11	0.99	18.80	36	35.64	676.80
30x34	12"x13"	hexagon		6		12.78			
7x60	3"x24"	battiscopa smaltato rettificato		12		9.96			
7x80	3"x32"	battiscopa smaltato rettificato		8		10.40			
30x60	12"x24"	gradino rettificato l grip		8		31.20			
30x60	12"x24"	gradone costa retta rettificato l grip		4		17.20			
30x30	12"x12"	gradone angolare costa retta l grip		2		4.30			
30x60	12"x24"	elemento a L l grip		4		17.20			

FUGHE - JOINT - JOINT - FUGE

per materiale **rettificato** prevedere una fuga di almeno 2 mm sul monoformato e necessariamente 3 mm sul multiformato
 for **rectified** material, we recommend a 2 mm grout at least when using one size only and a 3 mm grout for multisizes laying solution
 pour le matériel **rectifié** prévoir un minimum de 2mm de joint et 3mm pour la pose multiformat
 fuer **retifiziertes** material-monoverlegung wollen sie bitte eine fuge von 2 mm vorsehen – fuer modulerlegung eine fuge von 3 mm

CARATTERISTICHE TECNICHE - TECHNICAL FEATURES

	standards	characteristics or properties	declared values
	ISO 10545-3	assorbimento d'acqua water absorption	< 0.5%
	ISO 10545-4	resistenza alla flessione (R) breaking strength	35 N/mm ²
	ISO 10545-13	resistenza agli acidi resistance to acid	GLA
	ISO 10545-12	resistenza al gelo frost resistance	resiste frost proof
	ISO 10545-14	resistenza alle macchie stain resistance	4
	ISO 10545-2	planarità surface flatness	± 0.5%
		spessore thickness	9,5 mm
	DIN51097 DIN51130	coefficiente d'attrito (scivolosità) dynamic coefficient of friction (slipperiness)	A R9
	ANSI A 137.1 DCOF BOT 3000 E		> 0.42
	DIN51097 DIN51130	coefficiente d'attrito (scivolosità) dynamic coefficient of friction (slipperiness)	A+B+C R11
	ANSI A 137.1 DCOF BOT 3000 E		> 0.42
		variazioni cromatiche color shade	V2 variazione leggera V2 slight variation
		ortogonalità orthogonality	± 0.6%