

GRES FINE PORCELLANATO A MASSA COLORATA  
COLORBODY FINE PORCELAIN STONEWARE

# JUST CODE

## 2 SUPERFICI . SURFACES


NATURAL R10  
OUTDOOR R11

## 3 FORMATI . SIZES


26,5x180 . 10,5"x72"  
30x120 . 12"x48"  
20x120 . 8"x48"

## 2 SPESSORI . THICKNESSES


8,5 - 20 MM




MIELE




SAND




BEIGE



ROVERE



GREIGE



WHITE



Floor  
Rovere 20x120

FLOOR&WALL / WOOD

## ABOUT US

STYLE  
GROUP  
TECHNOLOGY  
6MM  
COLLECTIONS

## FLOOR & WALL

### MARBLE

LA MARMOTECA

### STONE

LA GEOTECA  
PIETRA VIVA  
ORIGINI  
CONCEPT STONE  
BURLINGTON STONE  
AMBOISE

### INDUSTRIAL

OXIDE  
D-SIGN  
MAKE  
NATIVE  
CHROME

### WOOD

JUST CODE  
JUST NATURE  
JUST LIFE  
JUST COLOR  
JUST VENICE  
JUST MIX

## DECOR

FORMA  
GIOIA

## OUTDOOR

### STONE

LA GEOTECA  
PIETRA VIVA  
ORIGINI  
FUSION  
BURLINGTON STONE  
CONCEPT STONE  
AMBOISE  
ANTIQUA  
SOUL  
SUISSE

### INDUSTRIAL

OXIDE  
MAKE  
NATIVE  
D.SIGN  
MESH UP

### WOOD

JUST CODE  
JUST LIFE  
JUST MIX  
TIMBER  
WOODLAND

## TECHNICAL INFO

TECHNICAL INFO

INDEX



Floor indoor  
White 20x120

Floor Outdoor  
Miele 20x120

## ABOUT US

- STYLE
- GROUP
- TECHNOLOGY
- 6MM
- COLLECTIONS

## FLOOR & WALL

### MARBLE

LA MARMOTECA

### STONE

- LA GEOTECA
- PIETRA VIVA
- ORIGINI
- CONCEPT STONE
- BURLINGTON STONE
- AMBOISE

### INDUSTRIAL

- OXIDE
- D-SIGN
- MAKE
- NATIVE
- CHROME

### WOOD

- JUST CODE
- JUST NATURE
- JUST LIFE
- JUST COLOR
- JUST VENICE
- JUST MIX

## DECOR

- FORMA
- GIOIA

## OUTDOOR

### STONE

- LA GEOTECA
- PIETRA VIVA
- ORIGINI
- FUSION
- BURLINGTON STONE
- CONCEPT STONE
- AMBOISE
- ANTIQUA
- SOUL
- SUISSE

### INDUSTRIAL

- OXIDE
- MAKE
- NATIVE
- D-SIGN
- MESH UP

### WOOD

- JUST CODE
- JUST LIFE
- JUST MIX
- TIMBER
- WOODLAND

## TECHNICAL INFO

TECHNICAL INFO

# INDEX





MIELE



SAND



BEIGE



ROVERE

ABOUT US

STYLE  
GROUP  
TECHNOLOGY  
6MM  
COLLECTIONS

FLOOR & WALL

MARBLE

LA MARMOTECA

STONE

LA GEOTECA  
PIETRA VIVA  
ORIGINI  
CONCEPT STONE  
BURLINGTON STONE  
AMBOISE

INDUSTRIAL

OXIDE  
D-SIGN  
MAKE  
NATIVE  
CHROME

WOOD

JUST CODE  
JUST NATURE  
JUST LIFE  
JUST COLOR  
JUST VENICE  
JUST MIX

DECOR

FORMA  
GIOIA

OUTDOOR

STONE

LA GEOTECA  
PIETRA VIVA  
ORIGINI  
FUSION  
BURLINGTON STONE  
CONCEPT STONE  
AMBOISE  
ANTIQUA  
SOUL  
SUISSE

INDUSTRIAL

OXIDE  
MAKE  
NATIVE  
D.SIGN  
MESH UP

WOOD

JUST CODE  
JUST LIFE  
JUST MIX  
TIMBER  
WOODLAND

TECHNICAL INFO

TECHNICAL INFO

INDEX

26,5x180

20x120

20x120  
R11

30x120  
R11 20 MM

26,5x180

20x120

MIELE	G0075005	G0075025	G0075095	G0075115
SAND	G0075000	G0075020		
PRICE LIST €	F 74,50	F 47,90	F 56,50	F 89,50

BEIGE	G0075001	G0075021
ROVERE	G0075007	G0075027
PRICE LIST €	F 74,50	F 47,90



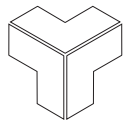

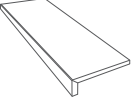
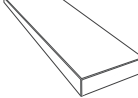
WHITE



GREIGE

	26,5x180	20x120	20x120 R11	30x120 R11 20 MM
WHITE	G0075006	G0075026		
GREIGE	G0075004	G0075024	G0075094	G0075114
PRICE LIST €	F 74,50	F 47,90	F 56,50	F 89,50

MOSAICI E PEZZI SPECIALI . SPECIAL TRIMS . PIECES SPECIALES . SONDERSTÜCKE

	 DIAPASON 25,2x25,4	 BATTISCOPA MOLATO 6,5x120 6	 GRADONE 120x32x4 1	 GRADONEANGOLARE 120x32x4 1
MIELE	G0075050 (CALDO)	GML75025	G0075065	G0075085 SX G0075075 DX
SAND		GML75020	G0075060	G0075080 SX G0075070 DX
BEIGE		GML75021	G0075061	G0075081 SX G0075071 DX
GREIGE		GML75024	G0075064	G0075084 SX G0075074 DX
WHITE		GML75026	G0075066	G0075086 SX G0075076 DX
ROVERE	G0075051 (FREDDO)	GML75027	G0075067	G0075087 SX G0075077 DX
PRICE LIST €	PZ 27,50	PZ 21,50	PZ 202,50	PZ 232,90

CARATTERISTICHE . CHARACTERISTICS . CARACTERISTIQUES . HAUPTEIGENSCHAFTEN

Classificazione secondo le norme EN 14411/G Bia  
 Classification in the accordance with . classification selon les normes . Einstufung nach den Normen

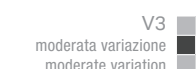
Gres porcellanato pressato a secco . Dry-pressed ceramic tiles . Fine porcelaine . Stonewareporcelain

8,5 MM: 26,5X180 (10"X72") NAT. | 30X120 (12"X48") NAT. | 20X120 (8"X48") NAT., R1  
 20 MM: 30X120 (12"X48") R11

PROPRIETÀ FISICO-CHIMICHE PHYSICAL-CHEMICAL PROPERTIES	NORMA NORM	VALORE PRESCRITTO DALLE NORME VALUE PRESCRIBED FROM THE NORMS	VALORE GARDENIA* GARDENIA VALUE*
RESISTENZA ALLO SCIOLAMENTO . SLIP RESISTANCE	B.C.R.A. C.A.	$\mu$ 0,19 SCIOLIMENTO PERICOLOSO . DANGEROUSLY SLIPPERY 0,20 < $\mu$ < 0,39 SCIOLIMENTO ECCESSIVO . EXCESSIVELY SLIPPERY	> 0,40
	B.C.R.A. G.B.	0,40 < $\mu$ < 0,74 ATTRITO SODDISFACENTE . SATISFACTORY GRIP $\mu$ 0,75 ATTRITO ECCELLENTE . EXCELLENT GRIP	> 0,40
	ASTM C 1028 (S.C.O.F.)	SLIP RESISTANT (> 0,60)	> 0,60 DRY > 0,60 WET
	DIN EN 16165 B	IN FUNZIONE DELL'AMBIENTE O DELLA ZONA DI LAVORO BASING ON THE ENVIRONMENT OR THE WORKING AREA	R10 (NAT.) - R11 (R11)
	DIN EN 16165 A	-	A (NAT.) - A+B+C (R11)
	ANSI A 137-1:2012	≥ 0,42	> 0,42

\*importante: rispondenti ai valori medi di produzione - nessun riferimento al lotto fornito. - Important: responding to average production values - no reference to the batch supplied

SHADE VARIATION  
VARIAZIONE CROMATICA



ABOUT US

STYLE  
GROUP  
TECHNOLOGY  
6MM  
COLLECTIONS

FLOOR & WALL

MARBLE

LA MARMOTECA

STONE

LA GEOTECA  
PIETRA VIVA  
ORIGINI  
CONCEPT STONE  
BURLINGTON STONE  
AMBOISE

INDUSTRIAL

OXIDE  
D-SIGN  
MAKE  
NATIVE  
CHROME

WOOD

JUST CODE  
JUST NATURE  
JUST LIFE  
JUST COLOR  
JUST VENICE  
JUST MIX

DECOR

FORMA  
GIOIA

OUTDOOR

STONE

LA GEOTECA  
PIETRA VIVA  
ORIGINI  
FUSION  
BURLINGTON STONE  
CONCEPT STONE  
AMBOISE  
ANTIQUA  
SOUL  
SUISSE

INDUSTRIAL

OXIDE  
MAKE  
NATIVE  
D.SIGN  
MESH UP

WOOD

JUST CODE  
JUST LIFE  
JUST MIX  
TIMBER  
WOODLAND

TECHNICAL INFO

TECHNICAL INFO

INDEX