

TALC



6 formati | 6 sizes



4 colori | 4 colors



10 mm



rettificato

120 x 120 | 48" x 48"



rettificato | grip

60 x 120 | 24" x 48"



HEXAGON

30 x 34 | 12" x 13"



rettificato

60 x 60 | 24" x 24"



rettificato

30 x 60 | 12" x 24"



MOSAICO
36 tessere
tessera 5 x 5

30 x 30 | 12" x 12"




rettificato

80 x 80 | 32" x 32"



rettificato

45 x 90 | 18" x 36"



PLANK

30 x 60 | 12" x 24"

FLINT



6 formati | 6 sizes



4 colori | 4 colors



10 mm



rettificato

120 x 120 | 48" x 48"



rettificato | grip

60 x 120 | 24" x 48"




HEXAGON

30 x 34 | 12" x 13"



rettificato

60 x 60 | 24" x 24"




rettificato

30 x 60 | 12" x 24"



MOSAICO
36 tessere
tessera 5 x 5

30 x 30 | 12" x 12"



rettificato

80 x 80 | 32" x 32"



rettificato

45 x 90 | 18" x 36"



PLANK

30 x 60 | 12" x 24"

CINDER



6 formati | 6 sizes



4 colori | 4 colors



10 mm



rettificato

120 x 120 | 48" x 48"



rettificato | grip

60 x 120 | 24" x 48"



HEXAGON

30 x 34 | 12" x 13"



rettificato

60 x 60 | 24" x 24"



rettificato

30 x 60 | 12" x 24"



MOSAICO
36 tessere
tessera 5 x 5

30 x 30 | 12" x 12"



rettificato

80 x 80 | 32" x 32"



rettificato

45 x 90 | 18" x 36"



PLANK

30 x 60 | 12" x 24"

SOOT



6 formati | 6 sizes



4 colori | 4 colors



10 mm



rettificato

120 x 120 | 48" x 48"



rettificato | grip

60 x 120 | 24" x 48"



HEXAGON

30 x 34 | 12" x 13"



rettificato

60 x 60 | 24" x 24"



rettificato

30 x 60 | 12" x 24"



MOSAICO
36 tessere
tessera 5 x 5

30 x 30 | 12" x 12"



rettificato

80 x 80 | 32" x 32"



rettificato

45 x 90 | 18" x 36"

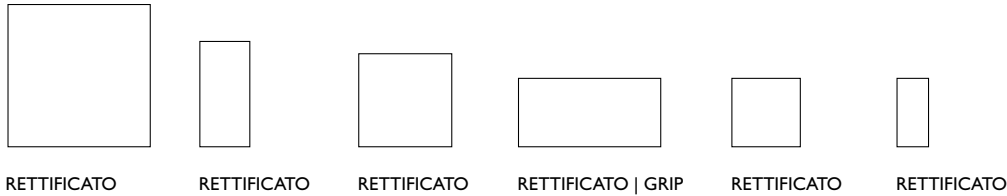


PLANK

30 x 60 | 12" x 24"

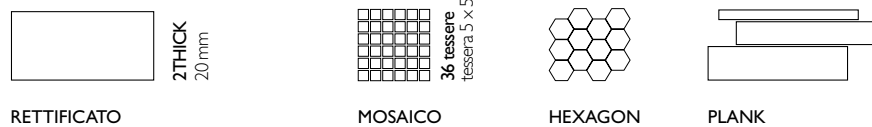
TECHNICAL INFORMATION & PLUS

FORMATI - SIZES



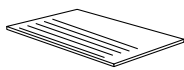
RETTIFICATO	RETTIFICATO	RETTIFICATO	RETTIFICATO GRIP	RETTIFICATO	RETTIFICATO
$\frac{120 \times 120}{48'' \times 48''}$ 79	$\frac{45 \times 90}{18'' \times 36''}$ 57	$\frac{80 \times 80}{32'' \times 32''}$ 65	$\frac{60 \times 120}{24'' \times 48''}$ 66 67	$\frac{60 \times 60}{24'' \times 24''}$ 54	$\frac{30 \times 60}{12'' \times 24''}$ 51

2THICK - 20mm



RETTIFICATO	MOSAICO	HEXAGON	PLANK
$\frac{60 \times 120}{24'' \times 48''}$ 96	$\frac{30 \times 30}{12'' \times 12''}$ 115	$\frac{30 \times 34}{12'' \times 13''}$ 34	$\frac{30 \times 60}{12'' \times 24''}$ 29

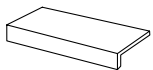
PEZZI SPECIALI - SPECIAL ITEMS



GRADINO
RETTIFICATO

$$\frac{30 \times 60}{12'' \times 24''} \text{ 33}$$

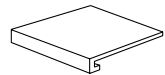
$$\frac{45 \times 90}{18'' \times 36''} \text{ 57}$$



ELEMENTO A L
RETTIFICATO

$$\frac{30 \times 60 \times 5}{12'' \times 24'' \times 2''} \text{ 49}$$

$$\frac{45 \times 90 \times 5}{18'' \times 36'' \times 2''} \text{ 100}$$



GRADONE COSTA RETTA
RETTIFICATO

$$\frac{30 \times 60 \times 4}{12'' \times 24'' \times 1\frac{2}{3}''} \text{ 115}$$

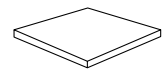
$$\frac{60 \times 120 \times 4}{24'' \times 48'' \times 1\frac{2}{3}''} \text{ 170}$$

GRIP
 $\frac{60 \times 120 \times 4}{24'' \times 48'' \times 1\frac{2}{3}''} \text{ 170}$



BATTISCOPA SMALTATO
RETTIFICATO

$$\frac{7 \times 60}{3'' \times 24''} \text{ 15}$$



GRADONE ANGOLARE COSTA RETTA
RETTIFICATO

$$\frac{30 \times 30 \times 4}{12'' \times 12'' \times 1\frac{2}{3}''} \text{ 118}$$

$$\frac{60 \times 120 \times 4}{24'' \times 48'' \times 1\frac{2}{3}''} \text{ 180}$$

GRIP
 $\frac{60 \times 120 \times 4}{24'' \times 48'' \times 1\frac{2}{3}''} \text{ 180}$

CARATTERISTICHE TECNICHE - TECHNICAL FEATURES

	standards	characteristics or properties	declared values
	ISO 10545-3	assorbimento d'acqua water absorption	<0.5%
	ISO 10545-4	resistenza alla flessione (R) breaking strength	35 N/mm ²
	ISO 10545-13	resistenza agli acidi resistance to acid	GLA
	ISO 10545-12	resistenza al gelo frost resistance	resiste frost proof
	ISO 10545-14	resistenza alle macchie stain resistance	4
	ISO 10545-2	planarità surface flatness	±0.5%
		spessore thickness	10 mm
	DIN 51097 DIN 51130 ANSI A 137.1 DCOF BOT 3000 E	coefficiente d'attrito (scivolosità) Dynamic coefficient of friction	A R10 >0.42
	DIN 51097 DIN 51130 ANSI A 137.1 DCOF BOT 3000 E	coefficiente d'attrito (scivolosità) Dynamic coefficient of friction	A+B+C R11 >0.42
		variazioni cromatiche color shade	V2 variazione leggera V2 slight variation

IMBALLI - PACKING

c m inch		spessore thickness	pezzi/sc pcs/box	mq/sc sqm/box	kg/sc kgs/box	sc/pl box/pal	mq/pl sqm/pal	kg/pl kgs/pal
60x120 24"x48"	2thick_20mm rettificato	20	1	0.72	32.25	30	21.60	967.50
60x120 24"x48"	rettificato grip	10	2	1.44	31.90	30	43.20	957.00
60x60 24"x24"	rettificato	10	3	1.08	23.90	40	43.20	959.00
45x90 18"x36"	rettificato	10	3	1.22	27.30	32	39.04	873.60
30x60 12"x24"	rettificato	10	6	1.08	23.90	40	43.20	956.00
80x80 32"x32"	rettificato	10	2	1.28	28.90	40	51.20	1156.00
120x120 48"x48"	rettificato	10	1	1.44	33.00	30	43.20	990.00
30x30 12"x12"	mosaico		11	0.99	22.65	36	35.64	815.40
30x60 12"x24"	plank		5		19.25			
30x30 12"x12"	hexagon		6		12.90			
7x60 3"x24"	battiscopa smaltato rettificato		12		12.60			
30x60 12"x24"	gradino rettificato		8		33.84			
45x90 18"x36"	gradino rettificato		2		19.10			
30x60x4 12"x24x1 2/3"	gradone costa retta rettificato		4		17.60			
60x120x4 24"x48x1 2/3"	gradone costa retta rettificato grip		2		17.40			
30x30x4 12"x12x1 2/3"	gradone angolare costa retta		2		4.40			
60x120x4 24"x48x1 2/3"	gradone angolare costa retta grip		1		18.20			
30x60x5 12"x24"x2"	elemento a L grip		4		17.20			
45x90x5 18"x36"x2"	elemento a L grip		2		21.70			

il peso riportato è comprensivo del pallet di supporto - the indicated weight includes the supporting pallet - le poids indiqué est compris de la palette de support - das angegebene gewicht versteht sich einschließlich der palette

FUGHE - JOINT - JOINT - FUGE

per materiale **rettificato** prevedere una fuga di almeno 2 mm sul monoformato e necessariamente 3 mm sul multiformato
por **rectified** material, we recommend a 2 mm grout at least when using one size only and a 3 mm grout for multisizes laying solution
pour le matériel **rectifié** prévoir un minimum de 2mm de joint et 3mm pour la pose multiformat
fuer **retifiziertes** material-monoverlegung wollen sie bitte eine fugue von 2 mm vorsehen - fuer modulerlegung eine fugue von 3 mm